

Altaica Alpha Strategies Fund

March 2024 ♦ MTD 4.32% ♦ YTD 11.25%



Strategy

The Altaica Alpha Strategies Fund gives access to the best alternative investments. The fund is managed by Elite Fund Management, holder of the license assigned by the AFM. The fund selects 10 to 25 managers with different strategies. Each strategy adds diversification in dynamics to the portfolio. The fund is an excellent alternative for equity and bond investments as well as a diversifier in a classic portfolio. Access to Performance is the offer of Altaica! We select the best managers around the globe and make them accessible within a AFM licensed and supervised structure.

Fund Information¹

ISIN	NL0011279518
Launch Date	1 July 2015
NAV	€ 142.4000
Fund AUM	€ 9,145,531.33
Number of Shares	64,224.24
Benchmarks 1	CS Managed Futures Index
Benchmarks 2	CS Hedge Fund Index

Market Comments

The portfolio performed well during March 2024 with a positive performance of 4.3%. This brings the first quarter's performance up to 11.2%. Last month we added the Mulvaney fund to the portfolio, a Commodity Trading Advisory. We are very happy we added the fund for multiple reasons. Firstly, the fund performed over March a stellar 51%. Secondly this high-quality CTA is closed after March for new investors.

All strategies contributed to the positive March performance. Crypto Currencies did again well with a gain of 10.4%. Due to the Mulvaney position, also the Managed Futures strategy performed excellently with almost 8%.

We are still studying some promising new funds to add to the portfolio.

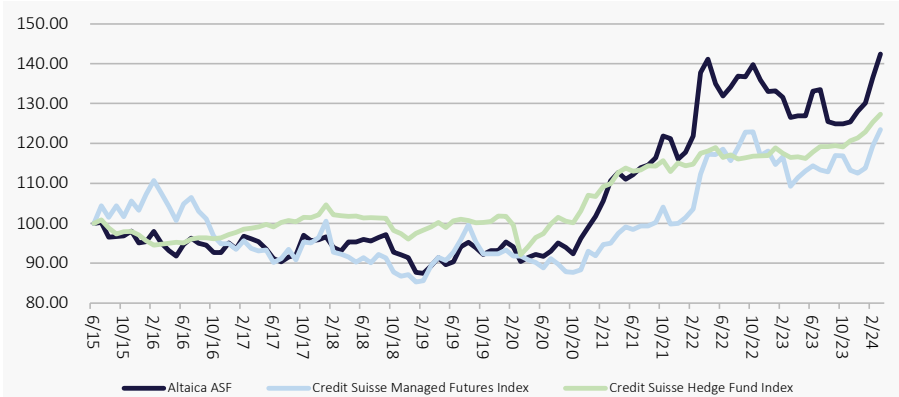
Investment Information

Minimal Investment	€ 50.000
Subscr/Redemptions	Monthly
Management Fee	1%
Performance Fee	10%
High Watermark	Yes

Service Providers

Administrator	IQ-EQ Financial Services
Auditor	O2 Audit
Depository	IQ-EQ Depository
Prime Broker	CACEIS Paris
Fund Manager	Elite Fund Management

Performance (since inception)



	Jan	Feb	Mar	Apr	May	Jun	Jul	Aug	Sep	Oct	Nov	Dec	YTD
2015	5.76%	2.83%	5.11%	-0.29%	-1.61%	0.00%	0.22%	-3.71%	0.13%	0.20%	1.28%	-3.09%	6.57%
2016	0.42%	2.68%	-2.96%	-2.03%	-1.45%	3.10%	1.69%	-1.35%	-0.42%	-1.99%	-0.05%	2.66%	0.06%
2017	-1.58%	3.35%	-0.64%	-0.70%	-2.00%	-2.52%	-0.93%	1.32%	0.56%	5.40%	-1.47%	0.32%	0.83%
2018	0.77%	-2.83%	-0.84%	2.32%	0.09%	0.65%	-0.42%	0.87%	0.80%	-4.55%	-0.68%	-0.83%	-4.72%
2019	-4.02%	-0.24%	2.02%	2.38%	-1.91%	0.81%	4.18%	1.16%	-1.42%	-1.74%	1.03%	-0.01%	1.97%
2020	2.36%	-1.33%	-3.94%	1.18%	0.83%	-0.57%	1.41%	2.25%	-1.15%	-1.74%	4.20%	2.85%	6.22%
2021	2.83%	3.78%	4.75%	1.85%	-1.43%	1.04%	1.56%	0.55%	1.62%	4.70%	-0.61%	-4.22%	17.29%
2022	1.45%	3.53%	12.98%	2.50%	-4.37%	-2.27%	1.67%	2.06%	-0.13%	2.27%	-2.77%	-2.15%	14.61%
2023	0.11%	-1.16%	-3.85%	0.32%	0.03%	4.81%	0.32%	-6.00%	-0.44%	-0.08%	0.41%	2.10%	-3.76%
2024	1.67%	4.89%	4.32%										11.25%

Sources: Elite Fund Management, Morningstar. Area with light orange shading with non-bold numbers represents returns generated by simulation of the starting portfolio, based on their historic performances, taking into account fund costs, verified by an accountant. The bold numbers are net realised monthly and YTD returns with the exception that the 2015 year return is a combination of simulation and realised.

¹ For clarification purposes: Benchmark 1 is the Credit Suisse Managed Futures EUR Index and Benchmark 2 is the Credit Suisse Hedge Fund EUR Index (source: Morningstar).

Altaica Alpha Strategies Fund

March 2024 ◊ MTD 4.32% ◊ YTD 11.25%



Return Statistic*	Fund	CS Man Fut	CS Hedge
MTD	4.32%	3.45%	1.61%
YTD	11.25%	9.71%	4.91%
Annualised Return	9.80%	6.70%	5.15%

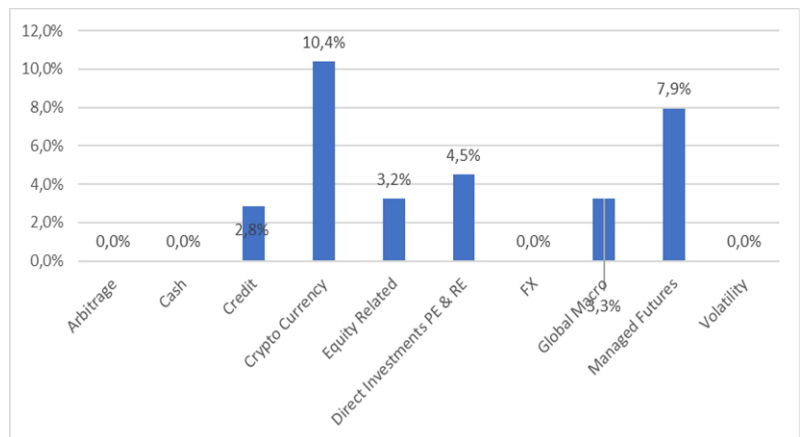
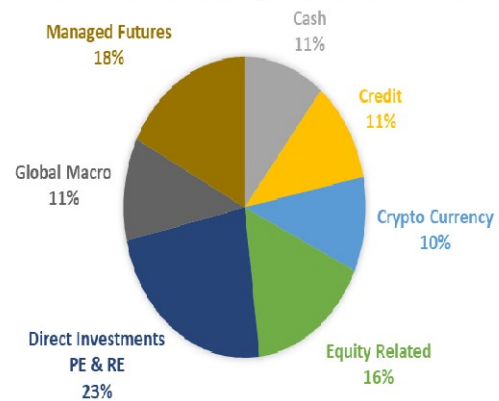
Risk Statistic*	Fund	CS Man Fut	CS Hedge
Monthly Volatility	2.96%	2.67%	1.64%
Annualised Volatility	10.25%	9.24%	5.70%
Maximum Drawdown	-11.08%	-7.81%	-7.49%
Best Month	12.98%	8.49%	3.78%
Worst Month	-6.00%	-7.81%	-7.49%
% Positive Months	56.60%	53.77%	64.15%
% Negative Months	43.40%	46.23%	35.85%

Risk/Return Statistic [†]	Fund	CS Man Fut	CS Hedge
Sharpe-Ratio (0%)	0.96	0.72	0.90
Calmar-Ratio	1.63	0.86	0.69

Correlation Matrix*	Fund	CS Man Fut	CS Hedge
Fund	1.00	0.64	0.46
CS Managed Futures	0.64	1.00	0.33
CS Hedge Fund Index	0.46	0.33	1.00
MSCI World EUR Index	0.40	-0.04	0.66

Sector Allocation[†]

ALTAICA ALPHA STRATEGIES PORTFOLIO



*Sources: Sources: Elite Fund Management, Morningstar. All statistics based on the period since inception of the fund and using (net) return numbers with two decimals. For the Sharpe-Ratio a riskfree rate is assumed of 0%. Regarding the indices used for the Correlation Statistics, the exact names of the indices for stocks and bonds, respectively, as from the Morningstar database are MSCI World NR EUR and FTSE EMU GBI. And for the Hedge Fund indices these are Credit Suisse Managed Futures EUR and Credit Suisse Hedge Fund EUR.

[†] Weights as of the end of the month.

[‡] Results as for the reported month.

Disclaimer

Nothing set forth herein shall constitute an offer to sell any securities or constitute a solicitation of an offer to purchase any securities. Any such offer to sell or solicitation of an offer to purchase shall be made only by formal offering documents, which include, among others, a confidential offering memorandum, limited partnership agreement, and related subscription documents (as case may be). A confidential offering memorandum will contain additional information, including information regarding certain risks of investing which are material to any decision to invest in the Altaica fund(s). There is no guarantee that the fund will be successful in achieving its investment objectives. This document is for information purposes only, is confidential and may not be reproduced or redistributed. In reviewing such information, it should be noted that: the performance data before 1 July 2015 only represent our own test and simulation data of the investment selection at the starting moment of the fund. This data is unaudited and cannot be used to make any investment decision. The results of the test and simulation include an annual 1% management fee, 10% performance fee plus 0.3% other expenses. The real expenses can differ from the test and simulation results. Altaica (Capital) is the commercial name of the funds managed by Arent Thijssen. The information in this publication is taken from sources deemed reliable by Elite Fund Management (EFM). EFM however does not guarantee the correctness, reliability and the exactness of the information. EFM does not accept any responsibility for any loss in any way by direct or indirect use of this publication or the content of this publication. The publication and all displayed information is confidential material which is not allowed to be copied nor made public by print, copy, microfilm, electronic, internet, nor in any other way without prior written permission of EFM.

Elite Fund Management is registered with the Autoriteit Financiële Markten (www.afm.nl), De Nederlandsche Bank (www.dnb.nl) and Kifid (www.kifid.nl).